

Department of Public Safety

FY 2015 Revised
FY 2016 Recommended
FY 2016 – FY 2020 Capital
Staff Presentation
May 5, 2015

History

- 2008 Assembly consolidated public safety agencies into single department to achieve efficiencies in training and facilities
- 2011 Assembly included the Sheriffs
- Director is the Superintendent of the State Police

Structure

Divisions include:

- E-911
- Fire Marshal
- Capitol Police
- Sheriffs
- State Police
- Municipal Police Academy
- Central Management

3

Target Issues

- Department provided with \$96.7 million target
 - Current service adjustment \$7.7 million
 - 7.5% target reduction \$(6.4 million)
- Current services budget \$103.0 million
 - Unconstrained request \$107.7 million
- Constrained Request \$3.4 million more than target.
- Governor recommends \$0.2 million less than target

4

Target Issues

- Department's constrained request included savings distributed throughout divisions
 - Vacant positions
 - E-911
 - Fire Marshal
 - Capitol Police
 - Elimination of new positions
 - Delay of 56th State Police Training Academy
 - State Police retirements

5

Target Issues

Governor's Changes to Department's Request	General Revenues
State Police Reductions	\$ (8.4)
Vacancies – E-911	(0.4)
Fire Marshal Lease	(0.6)
Vacancies/Staffing – Fire Marshal	(0.7)
Capitol Police Staffing	(0.2)
Sheriffs Turnover	(0.2)
New Central Management Positions	(0.7)
Total	\$ (11.3)

In millions

6

Target Issues

Governor's Changes to Department's Request (State Police)	General Revenues
<i>Retirements (reflect current vacancies)</i>	\$ (0.4)
<i>Benefit adjustment for sworn members</i>	(1.8)
<i>New civilian positions</i>	(0.5)
<i>Detectives' overtime restriction</i>	(1.4)
<i>Delay 56th Academy/30.0 recruit class</i>	(2.6)
<i>Pay-go pension trust fund</i>	(1.0)
<i>All Other Operations (fleet/IT contracts)</i>	(0.9)
Total	\$ (8.4)

In millions

7

Summary by Source

<i>(in millions)</i>	FY 2015 Enacted	FY 2015 Revised	FY 2016 Governor	FY 2016 to Enacted
General Revenues	\$95.3	\$98.0	\$96.5	\$1.2
Federal Funds	6.9	8.1	6.3	(0.5)
Restricted Receipts	12.9	9.5	11.4	(1.5)
Other	11.5	7.7	8.7	(2.8)
Total	\$126.6	\$123.3	\$122.9	\$(3.6)

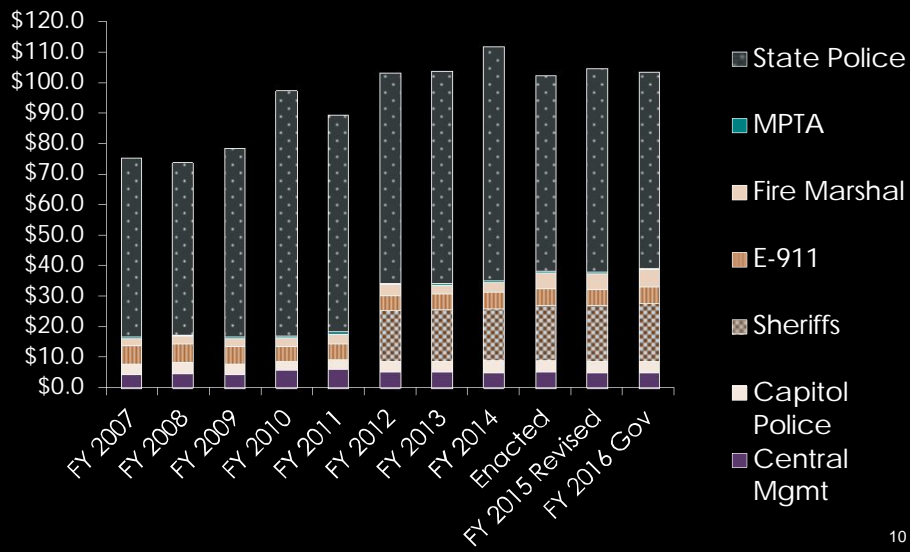
8

Summary by Category

(in millions)	FY 2015 Enacted	FY 2015 Revised	FY 2016 Governor	FY 2016 to Enacted
Salaries & Benefits	\$77.5	\$80.5	\$79.4	\$1.9
Contracted Services	0.3	0.8	0.7	0.3
Operations	11.8	10.2	9.8	(2.0)
Grants	28.5	21.2	20.0	(8.5)
Capital	8.5	10.7	13.1	4.6
Total	\$126.6	\$123.3	\$122.9	\$(3.6)

9

Expenditures by Division



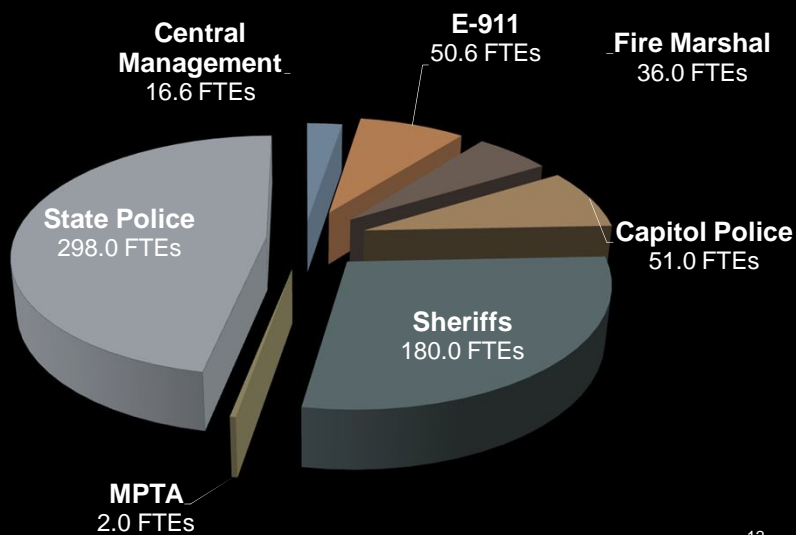
10

Personnel

Full-Time Positions	FTEs	Change to Enacted
Enacted Authorized	633.2	-
FY 2015 Revised	633.2	-
FY 2016 Request	663.2	30.0
FY 2016 Governor	633.2	-
FY 2014 Average Filled	588.0	(45.2)
Filled as of April 18th	601.6	(31.6)

11

FY 2016 Personnel by Division



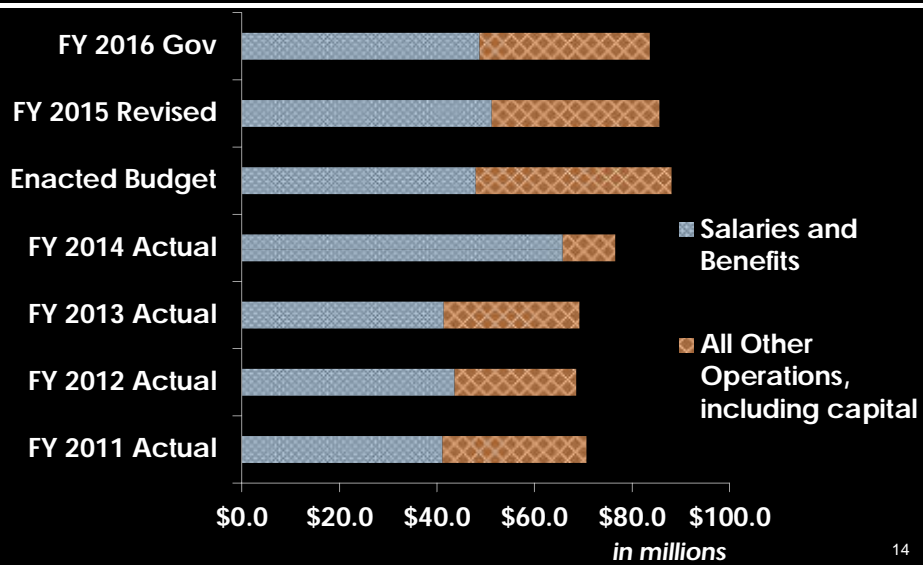
12

State Police

- Statewide law enforcement agency
 - Administrative Division
 - Detectives
 - Uniform Division
 - Training Academy
 - Governor's Security Detail
- Recommends 297.0 full-time positions for FY 2016
 - 1.0 less than authorized

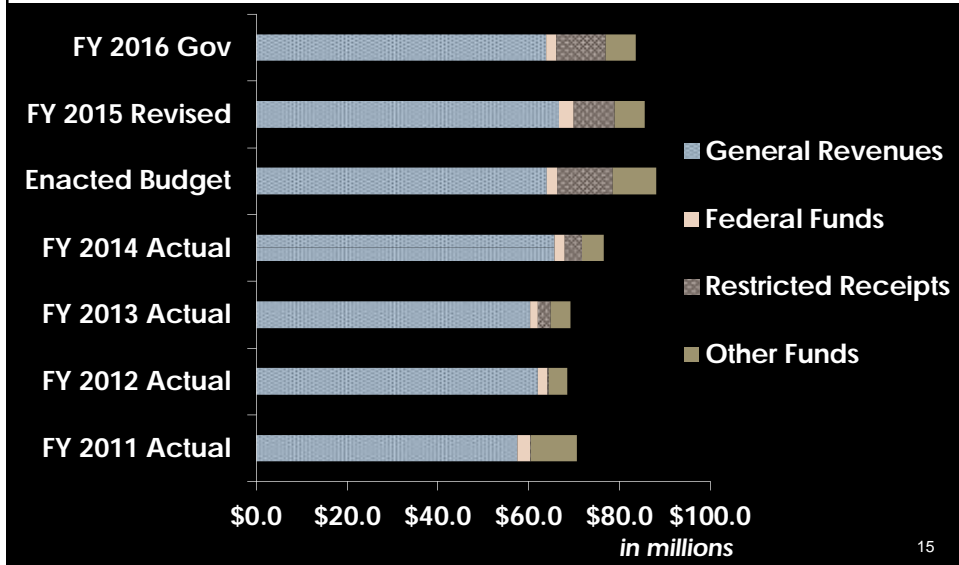
13

State Police: Expenditures by Category



14

State Police: Expenditures by Source



State Police: FY 2016

(in millions)	FY 2015 Enacted	FY 2015 Revised	FY 2016 Governor	FY 2016 to Enacted
56 th Training Academy	\$ -	\$ -	\$1.2	\$1.2
Salaries and Benefits	48.0	51.2	48.2	0.2
Pay-Go Pensions	17.7	17.6	16.6	(1.1)
All Other Operations (Incl. Capital)	22.4	16.8	17.6	(4.8)
Total	\$88.1	\$85.6	\$83.7	\$(4.5)

State Police: FY 2014 Closing

- Department overspent FY 2014 general revenue budget by \$1.8 million
- Largely reflect State Police personnel expenses
 - Retirement system correction – contributions for overtime hours and contractual holiday pay
 - Promotions – 35 in FY 2014
 - 17 sworn members promoted in FY 2013

17

State Police: Personnel

- FY 2015 - \$51.2 million from all funds for salaries and benefits
 - \$45.3 million from general revenues
- FY 2016 - \$48.7 million from all funds
 - \$45.3 million from general revenues
 - Assumes mandatory and voluntary retirements
- 36 troopers sworn in December 2013
 - 55th Training Academy Class

18

State Police: Retirements

Retirements

Calendar Year	Eligible Retirements	Required Retirements*	Total Possible Retirements	Actual to Date
2014	65	-	65	2
2015	50	15	65	-

*Current law requires sworn members hired on or before July 1, 2007 retire after 25 years of service. Sworn members hired after July 1, 2007 must retire after 30 years of service.

19

State Police: 56th Academy

- Began recruitment in FY 2014
 - \$0.2 million - funded from Google forfeiture funds
- Request - Sept 2015 start/40.0 recruits
 - \$1.7 million from general revenues for recruits, supplies, and equipment
- Governor Rec. - Feb 2016 start/30.0 recruits
 - \$0.9 million from general revenues
 - \$0.3 million from Google forfeiture

20

Google, Inc. Forfeiture

- 5 Rhode Island entities joined Federal Department of Justice task force to build case against Google, Inc. for introducing controlled drugs into the U.S.
 - August, 2011: Google agreed to forfeit \$500 million
 - Advertising revenue from Canadian Pharmacies
 - Revenue pharmacies received from American customers

21

Google, Inc. Forfeiture

- \$230.0 million of \$500.0 million designated for Rhode Island law enforcement:
 - Attorney General: \$60.0 million
 - State Police: \$45.0 million
 - National Guard: \$5.0 million
 - East Providence P.D.: \$60.0 million
 - North Providence P.D.: \$60.0 million
- Division of funds according to hours dedicated to task force

22

Google, Inc. Forfeiture

- Forfeiture funds received according to Federal Guide to Equitable Sharing
 - Must increase or supplement resources
 - Cannot replace or supplant existing resources
 - Expenditures must be pre-approved by the Department of Justice
 - Some latitude on programs and purchases in support of crime prevention and law enforcement

23

Google, Inc. Forfeiture

- Budget typically includes funds for "Modernization"
 - No formal spending plan in place
 - FY 2015 Revised - \$7.7 million
 - FY 2016 - \$10.9 million
- Governor recommends total \$15.1 million for capital projects
 - \$3.6 million for FY 2015
 - \$6.9 million for FY 2016
- Article 25 – Pension Trust Fund

24

Pay-Go Pensions

Pay-Go pensions for troopers hired before July 1, 1987

- All eligible retired by July 2012
- \$17.6 million recommended from general revenues for FY 2015
 - \$0.1 million less than enacted
- \$16.6 million from general revenues for FY 2016

25

Pay-Go Pensions

- Members hired before July 1, 1987 were not required to contribute to their pensions
 - As of January 1, 2015, unfunded liability of approximately \$200 million for that group
- Members hired on or after July 1, 1987 participate in the Retirement System
 - Members contribute 8.75% of payroll
 - State contributes 16.58% of payroll in FY 2016

26

Pay-Go Pensions

	Enacted	Assumptions	Variance
Widow's Pensions	40	43	3
Disability Pensions	15	15	-
Regular Pensions	203	199	(4)
Total	258	257	(1)

27

Article 25 – State Police Pensions

- Establishes a trust fund to pay State Police pensions
 - For those hired on or before July 1, 1987
 - Currently paid on a pay-go basis
- Seeded with \$15.0 million from Google settlement funds and \$16.6 million from general revenues
- FY 2016 budget assumes \$1.0 million in savings

28

Article 25 – State Police Pensions

- In 2011, DPS named 1 of 5 state agency recipients of Google forfeited funds
 - Result of Google’s violation of Federal Food, Drug & Cosmetic Act & Controlled Substances Act
- Any state/local law enforcement agency directly participating in investigation or prosecution resulting in federal forfeiture may request a share of the proceeds

29

Article 25 – State Police Pensions

Entity	Total Received	Used for Pensions*	Used for Other	Remaining Funds
<i>State</i>				
(in millions)				
Attorney General	\$60.0	-	\$8.5	\$51.5
State Police	45.0	15.0*	11.7	18.3
RI National Guard	5.0	-	0.2	4.8
Total State	\$110.0	\$15.0	\$20.4	\$74.6
City of East Providence	60.0	49.2		
North Providence	60.0	20.6		
Total	\$230.0	\$84.8		

*proposed in Article 25

30

Article 25 – State Police Pensions

- FY 2016 payment
 - \$16.7 million from general revenues
 - \$15.0 million from Google funds
- FY 2017 – FY 2033
 - State pays \$16.7 million from general revenues
- FY 2033 trust is fully funded
- Trust Fund pays all remaining benefits

31

Article 25 – State Police Pensions

	Total	FY 2016 - FY 2091 (in millions)
	Pay-Go Costs	\$473.6
Trust Fund	General Revenues	\$301.4
	Google Funds	15.0
	Total Trust Fund	\$316.4
	General Revenue Savings	\$(172.2)

32

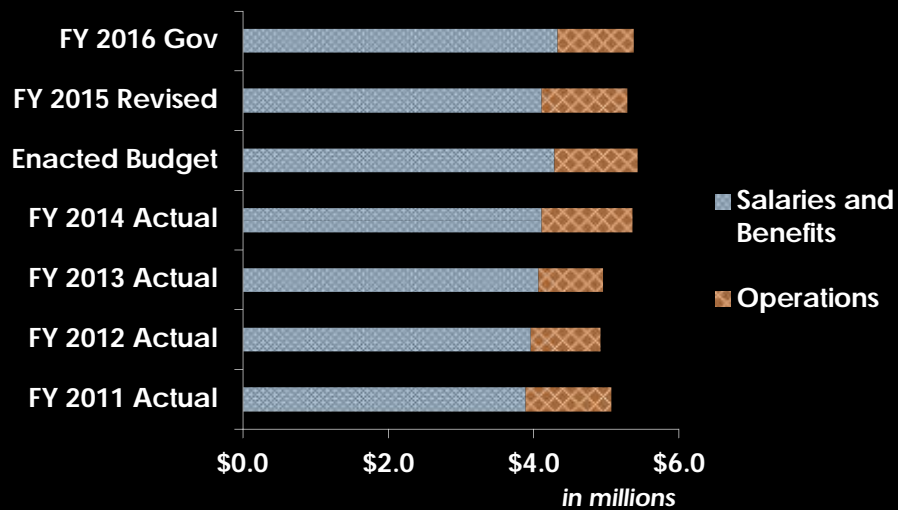
E-911

Public Safety Communications Services

- 24-hour emergency communication services
 - Primary Answering Point: North Scituate
 - Secondary Answering Point: Providence
- Multiple technologies used:
 - Routing emergency calls to first responders
 - Support of Department divisions
- Recommends authorized 50.6 full-time positions for both years

33

E-911: Expenditures by Category



34

E-911: FY 2015

<i>(in millions)</i>	FY 2015 Enacted	FY 2015 Revised	FY 2016 Governor	FY 2016 to Enacted
Salaries and Benefits	\$4.3	\$4.1	\$4.3	0.0
NG 911	1.1	1.1	1.0	(0.1)
All Other Operations	0.0	0.0	0.0	0.0
Total	\$5.4	\$5.3	\$5.4	(0.1)

35

E-911: Recommendations

- Assumes 3.0 telecommunicator positions maintained vacant for both years
 - Consistent with enacted budget
- FY 2015 - \$1.1 million for communication systems
 - Next Generation 911 (text-to-911) expenses
- FY 2016 - \$1.0 million for communication systems
 - Reflects updated contracts

36

State Fire Marshal

- Enforces all laws regarding explosive materials
 - Bomb Disposal Unit
- Administrates Fire Safety Training Academy
 - Education and training for municipal personnel
- Recommends authorized 36.0 full-time positions for both years

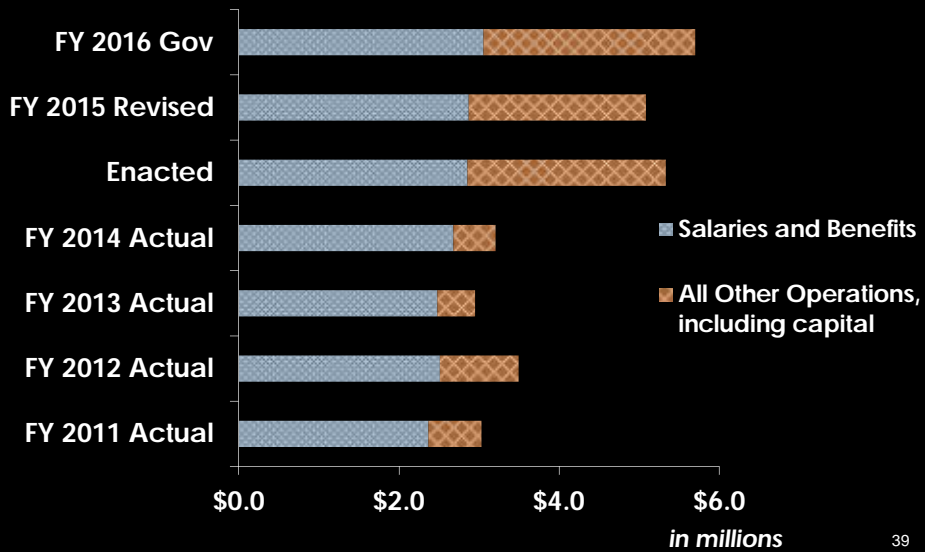
37

State Fire Marshal

- Upholds Fire Safety Code
 - Last updated in 2012
- Statutory responsibilities for fire prevention, protection, inspection, and investigation
 - Enforcement Unit
 - Education and Training Unit
 - Inspection Unit

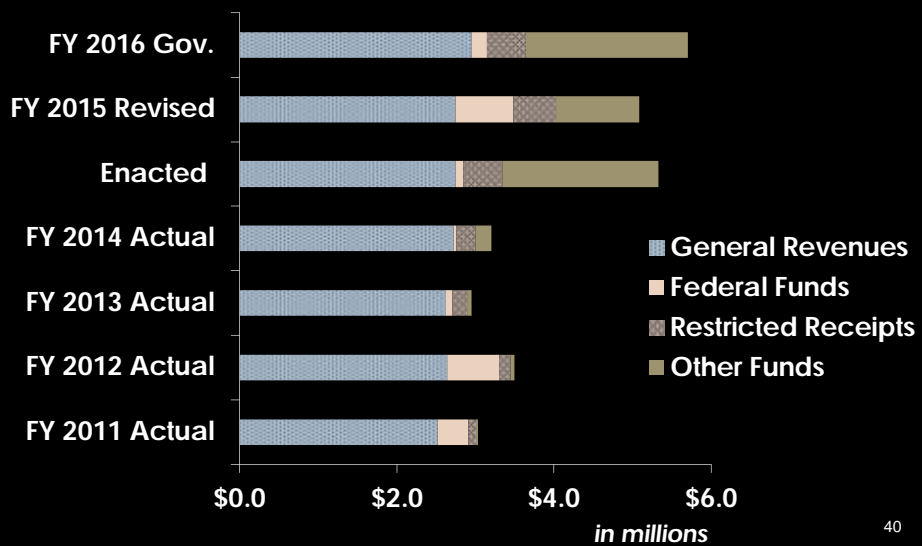
38

Fire Marshal: Expenditures by Category



39

Fire Marshal: Expenditures by Source



40

Fire Marshal: FY 2016

<i>(in millions)</i>	FY 2015 Enacted	FY 2015 Revised	FY 2016 Governor	FY 2016 to Enacted
Salaries and Benefits	\$2.9	\$2.9	\$3.1	\$0.2
Fire Training Academy	1.9	1.0	2.0	0.1
All Other Operations	0.5	1.2	0.6	0.1
Total	\$5.3	\$5.1	\$5.7	\$0.4

41

Fire Marshal: Recommendations

- \$2.9 million from all sources for salaries and benefits for FY 2015
- \$3.1 million from all sources for salaries and benefits for FY 2016
 - Does not include requested 3.0 new fire safety inspectors
 - I-195 Redevelopment – funds included in Exec. Office of Commerce’s budget
 - Assumes 2.0 positions maintained vacant

42

Fire Marshal: Recommendations

- Governor Rec. - \$0.5 million from restricted receipts for FY 2016
 - Account established in statute by 2010 Assembly for costs associated with academy
 - Funds 2.2 positions from Fire Training Academy restricted receipts
 - Included in FY 2015 enacted budget
 - Sufficient funds in account for FY 2015 expenditures.
 - Dept. reassessing fee structure for FY 2016

43

Fire Marshal: Recommendations

- Recommendation does not fund leased office in FY 2015 or FY 2016
 - Armory determined unsuitable in spring 2014
 - Fire Marshal staff moved to 3 locations:
 - Dept of Administration
 - E-911 Secondary PSAP
 - Training Academy
 - Dept. requested \$0.3 million for FY 2015 and \$0.6 million for FY 2016
 - FY 2015 Corrective Action Plan eliminated funds

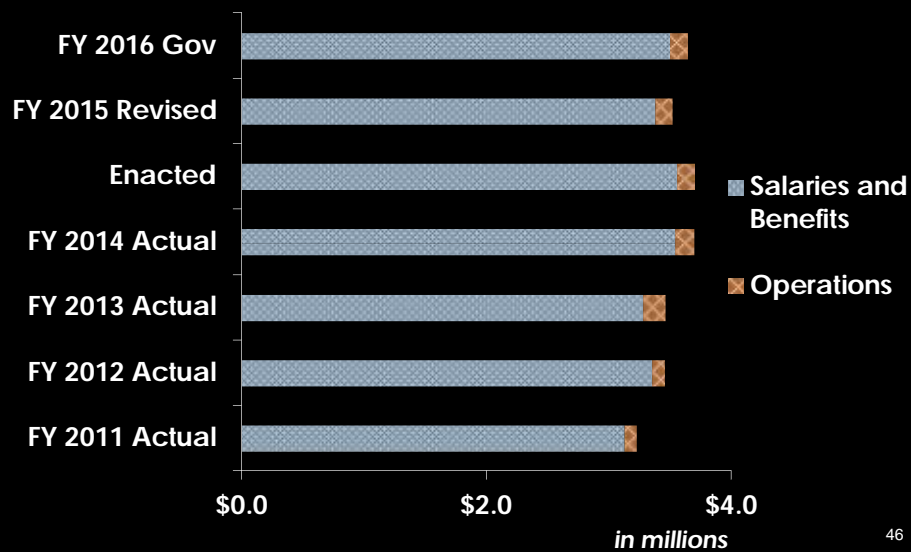
44

Capitol Police

- Perform public safety functions for 14 state buildings and court houses
- Funded from general revenues
 - Internal service funds – Capitol Police Rotary not included in totals
- Recommends authorized 51.0 full-time positions for both years
 - 38.0 from general revenues, 13.0 from rotary

45

Capitol Police: Expenditures by Category



46

Capitol Police: FY 2016

<i>(in millions)</i>	FY 2015 Enacted	FY 2015 Revised	FY 2016 Governor	FY 2016 to Enacted
Salaries and Benefits	\$3.6	\$3.4	\$3.5	\$(0.1)
All Other Operations	0.1	0.1	0.1	0.0
Total	\$3.7	\$3.5	\$3.6	\$(0.1)

47

Capitol Police: Recommendations

- Funding for authorized level of 51.0 full-time positions
 - General revenue funding for 38.0 full-time positions
 - 13.0 positions funded through internal service funds
 - Shifts funding for 2.0 positions from general revenues to internal service funds
 - FY 2014 final – shifted 3.0 positions to Rotary

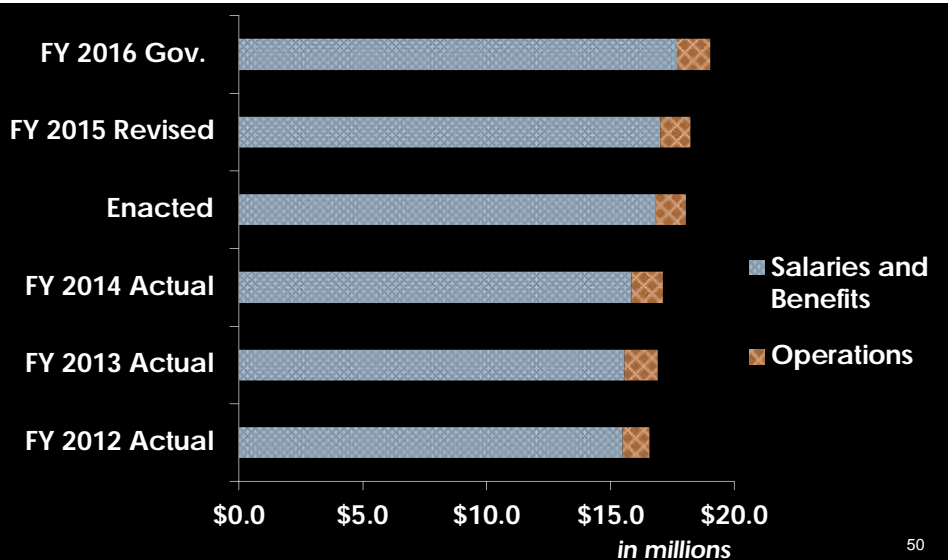
48

Sheriffs

- Courthouse and courtroom security, executive security for judges
- Prisoner transport, apprehension and extradition of wanted persons, and process service
- Funded from general revenues
- Recommends currently authorized 180.0 full-time positions for both years

49

Sheriffs: Expenditures by Category



50

Sheriffs: FY 2016

<i>(in millions)</i>	FY 2015 Enacted	FY 2015 Revised	FY 2016 Governor	FY 2016 to Enacted
Salaries and Benefits	\$16.8	\$17.0	\$17.7	\$0.8
All Other Operations	1.2	1.2	1.4	0.2
Total	\$18.0	\$18.2	\$19.0	\$1.0

51

Sheriffs: Recommendations

- \$16.8 million for FY 2015
 - Reflects current vacancies
 - Internal promotions instead of new deputy hires
 - Includes increased work-week for 12 positions
- \$17.7 million for FY 2016
 - Funds 175.5 full-time positions – consistent with historical staffing trends
 - Does not include work-week increase for additional staff

52

Sheriffs: Recommendations

- 2005 agreement between Sheriffs and Department of Administration to increase hourly work week of specific employees
 - Governor recommends increase for 6.0 FTEs in FY 2015
 - Department requested increase for 98.0 positions in FY 2015 operating request
 - Agreement with Administration - Increase work week for 6.0 FTEs each year, until agreement satisfied

53

Sheriffs: Staffing

- Currently 174.0 filled full-time positions
- Injured on Duty status for municipal police officers, fire fighters , sheriffs
 - Injury or illness while on duty or off-duty, if responding to an emergency
 - Full salary & benefits
 - Exempt from personal income tax
 - Included in filled full-time positions
- 155.0 positions filled with active employees

54

Sheriffs: Staffing

- 2011 Assembly amended statute
 - Employees injured after July 1, 2011 must return to work or apply for disability pension after the later of:
 - 18 months
 - Has been declared by independent medical examiner as having reached maximum medical recovery
 - 17 sheriffs categorized as IOD
 - As of May 1, 2015
 - 5.0 applied for status prior to 2011 change

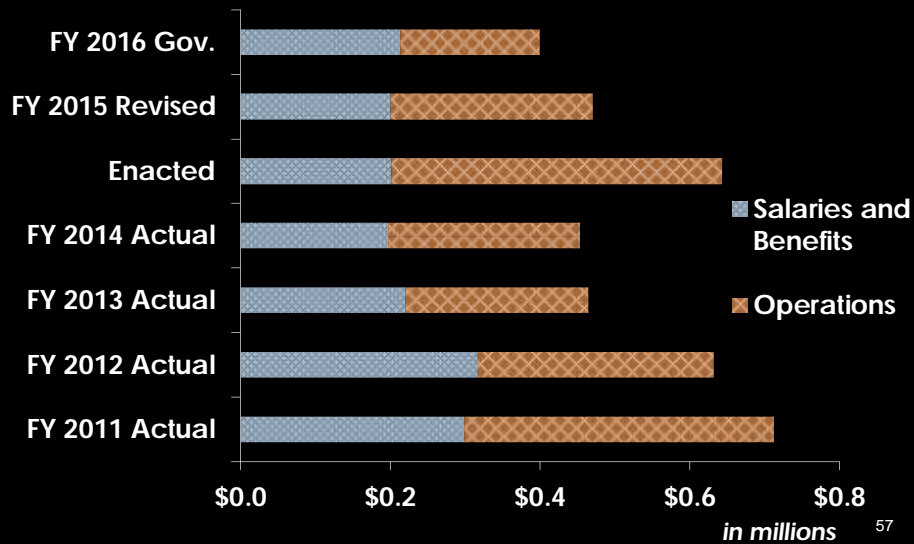
55

Municipal Police Training Academy

- Provides academic and practical training for municipal police recruits
- Establishes physical, educational, mental, and moral fitness standards for officers
- Provides continuing education for law enforcement professionals
- Authorized level of 2.0 full-time positions for both years

56

MPTA: Expenditures by Category



MPTA: Expenditures by Source



MPTA: Recommendations

- \$0.2 million for staff – both years
 - Authorized 2.0 FTEs
 - Reflects COLA and updated benefits
- Operations recommendations
 - \$0.3 million for FY 2015
 - \$0.2 million for FY 2016
 - Reflective of current class schedule and expiration of federal diversity grant for FY 2016

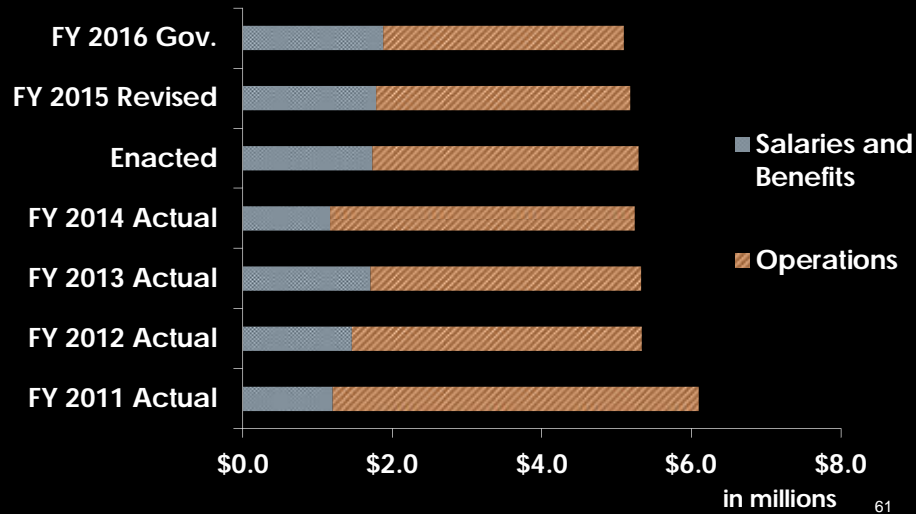
59

Central Management

- Consolidates budgeting, human resource, and purchasing functions
- Administers federal grant programs
 - Comprehensive planning and programming for the improvement of the state criminal justice system's overall response to crime problems
- Recommends 16.6 full-time positions for FY 2016

60

Central Management: Expenditures by Category



Central Management: Expenditures by Source



Central Management: FY 2016

<i>(in millions)</i>	FY 2015 Enacted	FY 2015 Revised	FY 2016 Governor	FY 2016 to Enacted
Salaries and Benefits	\$1.7	\$1.8	\$1.9	\$0.1
Federal Grants	3.5	3.4	3.2	(0.3)
All Other Operations	0.0	-	-	(0.0)
Total	\$5.3	\$5.2	\$5.1	\$(0.2)

63

Central Management: Recommendations

- FY 2016: \$0.1 million for 1.0 new Assistant Financial Administrator
 - Dept. requested 7.0 new positions for Central Management
 - Does not increase FTE authorization – assumed shift from State Police vacancy
- Includes operations funding essentially consistent with request
 - Reflective of anticipated grant expenditures and available funds

64

FY 2016 – FY 2020 Capital Plan

Project	Status	Cost (millions)	Financing	End Date
Asset Protection	New	\$1.3	RICAP	FY 2020
Computer Crimes Unit	New	\$0.4	Restricted Receipts	FY 2015
HQ Expansion	New	\$0.5	RICAP	FY 2015

65

FY 2016 – FY 2020 Capital Plan

Project	Status	Cost (millions)	Financing	End Date
Secure Vehicle Garage	New	\$0.7	Restricted Receipts	FY 2015
Barracks	Revised	\$6.8	RICAP and Google, Inc.	FY 2017
Consolidated Academy	Revised	\$19.5	RICAP and Google, Inc.	FY 2020

66

FY 2016 – FY 2020 Capital Plan

Project	Status	Cost (millions)	Financing	End Date
Parking Area Improvements	Revised	\$0.3	RICAP	FY 2015
Fire Academy	Revised	\$10.3	RICAP and G.O. Bond funds	FY 2017
Supply and Intel Buildings	Revised	\$3.0	RICAP and Google, Inc.	FY 2015

67

FY 2016 – FY 2020 Capital Plan

- State Fire Training Academy
 - As approved – 2 phases
 - Phase I - Burn tower and training pad
 - \$6.4 million from G.O. Bond funds
 - Completed December 2011
 - Phase II - Classroom and admin. building
 - \$2.8 million from RICAP
 - Architectural and engineering work complete April 2015
 - Scheduled to be complete in FY 2017

68

FY 2016 – FY 2020 Capital Plan

- State Fire Training Academy
 - Department requested \$1.5 million more from RICAP for new, third phase
 - New office space for Fire Marshal staff
 - Located at Training Academy site
 - Feasibility study – FY 2016
 - Governor recommends total requested funding
 - Project total \$4.3 million from RICAP
 - No additional phase is included in plan

69

FY 2016 – FY 2020 Capital Plan

- Consolidated Training Academy
 - Academy to be used jointly
 - State Police
 - Municipal Police Training Academy
 - Providence Police Department
 - Total funding \$19.5 million
 - \$9.8 million RICAP
 - \$9.8 million Google forfeiture
 - Included in approved plan since FY 2013
 - Requires cooperation of all Google Funds recipients and Providence

70

Annual Reporting Requirements

- 2013 Assembly enacted legislation requiring OMB to prepare, review and inventory all reports filed with Assembly
 - Report to be presented to Assembly as part of budget submission annually
- Department is required to submit 10 reports
 - State Police
 - E-911
 - Fire Marshal
 - Central Management

71

Annual Reporting Requirements

- State Police
 - 4 reports
 - Annual report current
 - 3 hard-copy reports submitted to Governor, Speaker of the House, and Senate President
 - Subpoena Report – Current
 - Human Trafficking – Current
 - Sexual Activity Enforcement – Current

72

Annual Reporting Requirements

- Fire Marshal
 - 4 reports
 - E-permitting report current
 - 3 fire safety reports do not appear current
- E-911
 - 1 report on annual call volume - current
- Central Management
 - 1 annual grant administration report - current

73

Department of Public Safety

FY 2015 Revised
FY 2016 Recommended
FY 2016 – FY 2020 Capital
Staff Presentation
May 5, 2015
